


MANOCOMB® - IP54

Precision Pressure Switch
with integr. pressure gauge

For wall and pipe mounting
possible with airgap contacts



Type designation	Number of		Process connections
	contacts	gauges	
1K	1	X	1
1KA	1	1	1
2K	2	X	1
2KA	2	1	1
2KP	2	X	2
2K2AP	2	2	2

Low pressure ranges (integr. gauge not available)

0 - 60 mbar	-60 - 0 mbar
0 - 100 mbar	-100 - 0 mbar
0 - 160 mbar	-160 - 0 mbar
0 - 250 mbar	-250 - 0 mbar
0 - 400 mbar	-400 - 0 mbar

Pressure ranges (Gauge available)

0 - 0,6 bar	- 0,6 - 0 bar
0 - 1 bar	- 1 - 0 bar
0 - 2,5 bar	
0 - 4 bar	
0 - 6 bar	
0 - 10 bar	
0 - 16 bar	
0 - 25 bar	
0 - 40 bar	0 - 160 bar
0 - 60 bar	0 - 250 bar
0 - 100 bar	0 - 400 bar

Differential pressure ranges

in the ration of 10:1 from static pressure to differential pressure.

Others on request.

General description

The MANOCOMB®-IP54 precision pressure switch features:

- calibrated set point scales
- a friction-free force-balance measuring system
- high repeatability
- integrated pressure gauge (optional)
- high usability and comfortable handling

Design

Reinforced plastic housing (Polycarbonate) with transparent Makrolon cover, protection IP 65.

Precision pressure switch

The principle of operation is the balance of forces. The working force within each bellow is counter-balanced by adjustable steel springs. This system actuates a microswitch when the working pressure overcomes the opposing force. The measuring system operates completely friction-free, resulting in minimal wear and no maintenance.

Actual value indicator (integr. pressure gauge)

The standard version can be supplied with or without an actual value indicator. These indicators are burdon tube pressure gauges with an accuracy of $\leq 1,0\%$.

Technical data

wetted parts, standard	: brass and tin-bronze
wetted parts, stainless steel	: 1.4571 (AISI 316Ti)
overpressure safety	: 1,3x (DIN 16005)
allowed temperature	: -10°C - +70°C
temerature deviation	: 1% per 20°C
Accuracy of pressure gauge	: $\leq 1,0\%$
Accuracy of setpoint scales	: $\leq 1,0\%$
contact adjustment range	: 0 - 100 %
repeatability	: $\leq 0,03\%$
switching differential (hysteresis)	: see electrical data
process connection	: G1/4 BSP male
weight	: approx. 1,5 kg
protection	: IP65

Electrical data

Max. load of microswitches (Cat. AC/DC 12)

Microswitch	24V	48V	110V	240V	Hysteresis at 1 -250 bar
Standard	A (AC)	5	5	5	$\leq 1,0\%$
	A (DC)	1	0,5	-	
MW	A (AC)	5	5	5	$\leq 0,8\%$
	A (DC)	1	0,5	-	
MH	A (AC)	5	5	5	$\leq 2,0\%$
	A (DC)	5	2	0,8	
MG	A (AC)	1	1	1	$\leq 1,5\%$
	A (DC)	1	0,5	0,2	

All values regarding non-inductive load

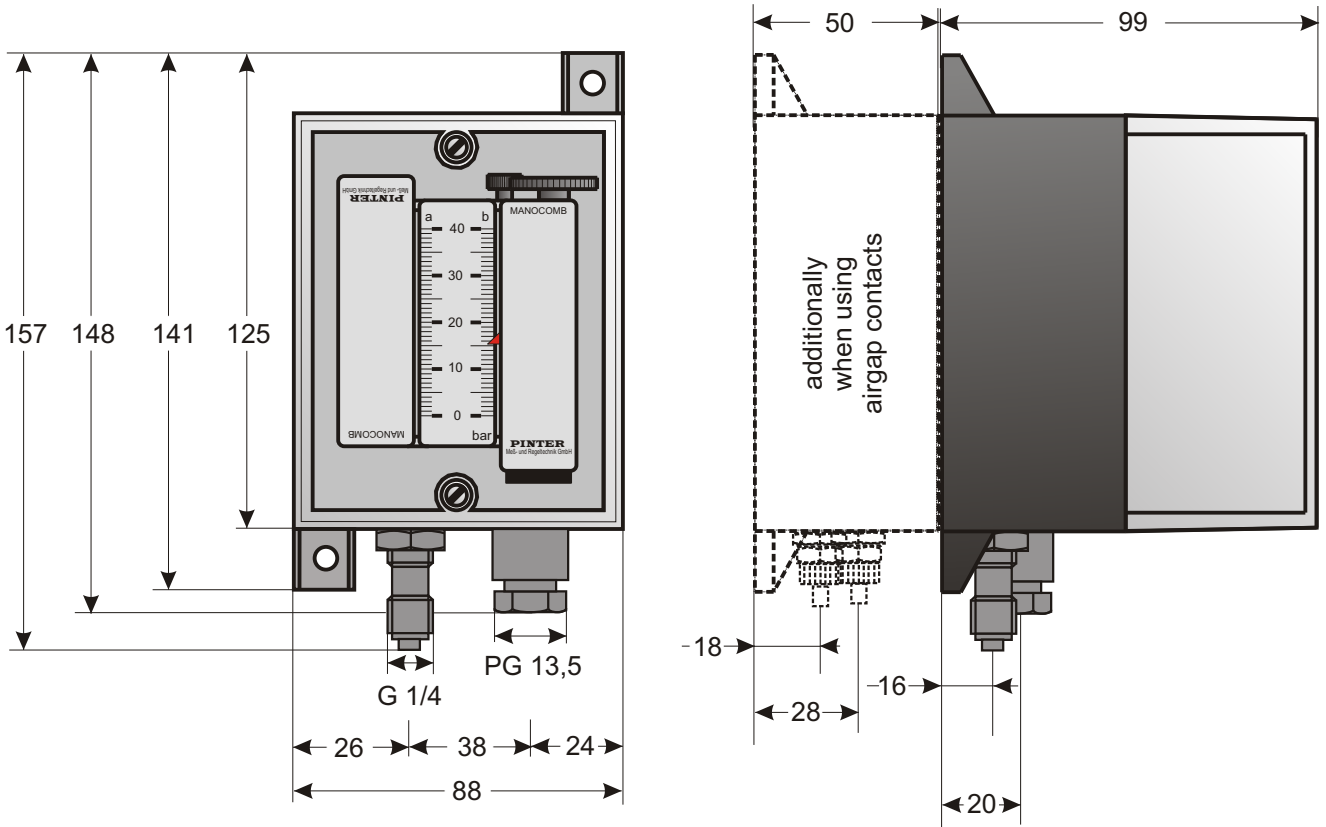
Electrical connection with 3m cable

alternatively:

- airgap contacts

Designs and dimensions MANOCOMB® - IP54

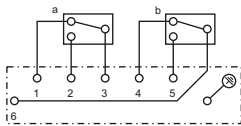
Precision Pressure Switch



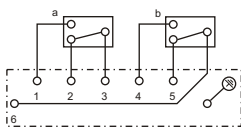
Wiring diagrams

shown in zero-pressure condition

positive overpressure

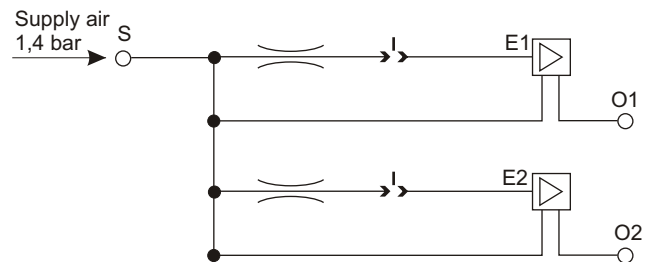


negative overpressure



Airgap contacts

Supply air / Output	:	1,4 bar
overpressure safety	:	2,5 bar
air consumption	:	≤ 75 NL/h
filtration	:	≤ 40 µm
max switching freq.	:	35 Hz
pneumatic connections	:	6x1



IP54.04R1.EN

Stand: 22.04.2004 / Änderung vorbehalten